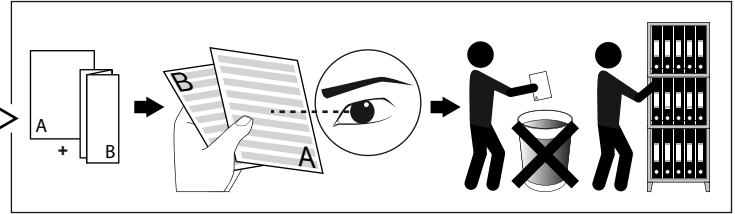


## LED POWER SUPPLY MULTI-POWER HV DIM7



### DIP SWITCH position

| 110-127V | 220-240V | ta max. | SEC   | 6  | 5  | 4  | 3 | 2  | 1 |
|----------|----------|---------|-------|----|----|----|---|----|---|
| 30W      | 30W      | 50°C    | 250mA | -  | -  | -  | - | -  | - |
| 34W      | 34W      | 50°C    | 300mA | -  | -  | -  | - | ON | - |
| 40W      | 40W      | 50°C    | 350mA | ON | -  | -  | - | -  | - |
| 40W      | 47W      | 50°C    | 400mA | -  | ON | -  | - | -  | - |
| 40W      | 50W      | 50°C    | 450mA | -  | -  | ON | - | -  | - |
| 40W      | 50W      | 50°C    | 500mA | ON | ON | -  | - | -  | - |
| 40W      | 50W      | 45°C    | 550mA | ON | -  | ON | - | -  | - |
| 40W      | 50W      | 45°C    | 600mA | -  | ON | ON | - | -  | - |
| 40W      | 50W      | 45°C    | 650mA | -  | ON | ON | - | ON | - |
| 40W      | 50W      | 45°C    | 700mA | ON | ON | ON | - | -  | - |

### DIMMING BY 1-10V CONTROL / PUSH BUTTON

INPUT 110-240V / 50-60Hz

OUTPUT 350mA / 40W / 2-112V-DC  
500mA / 50W (110V-40W) / 2-100V-DC  
700mA / 50W (110V-40W) / 2-71V-DC

MAX 15 units on the circuit breaker B 16A

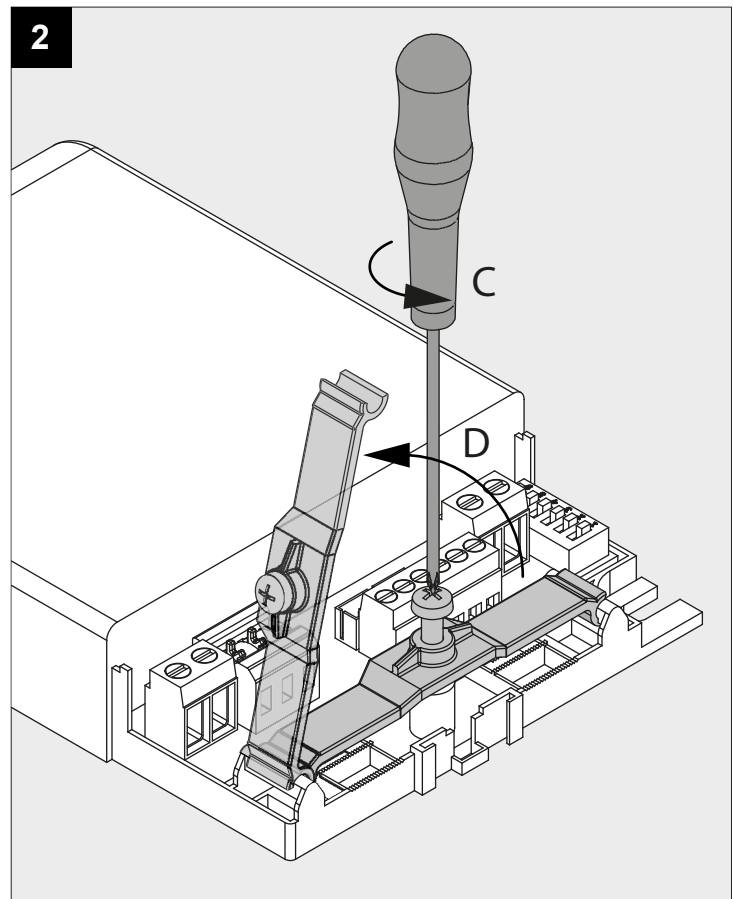
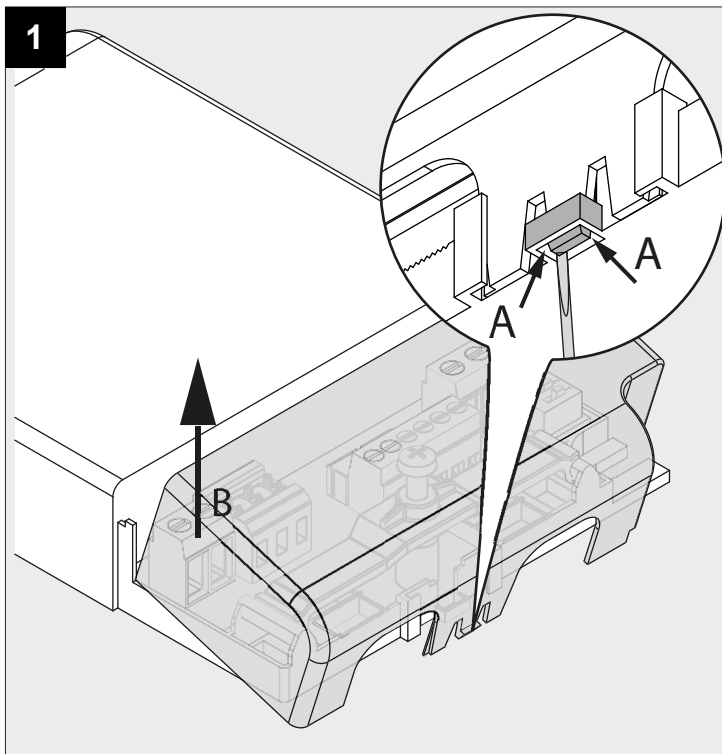


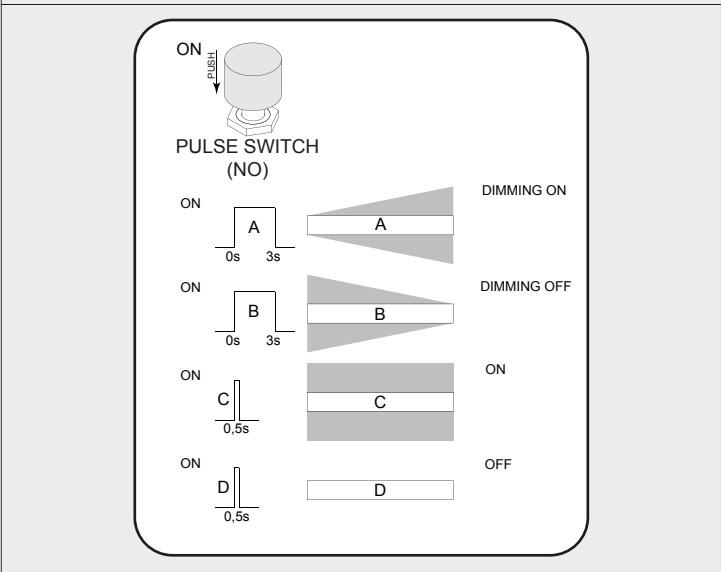
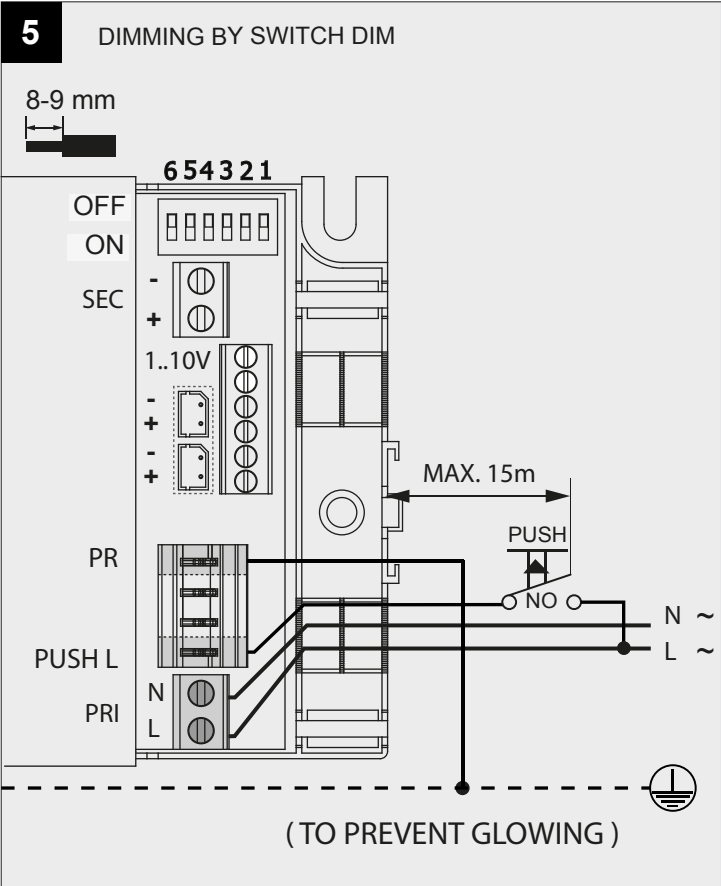
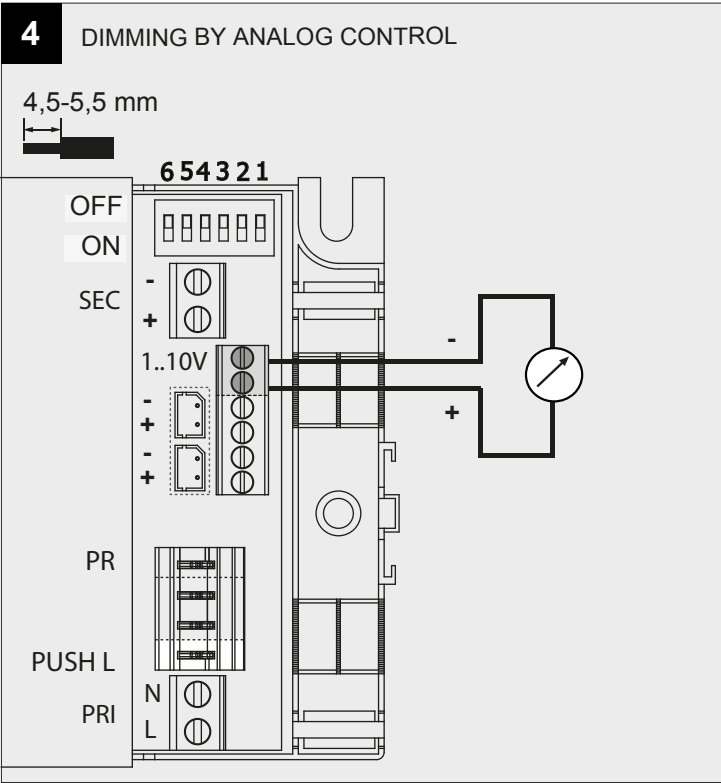
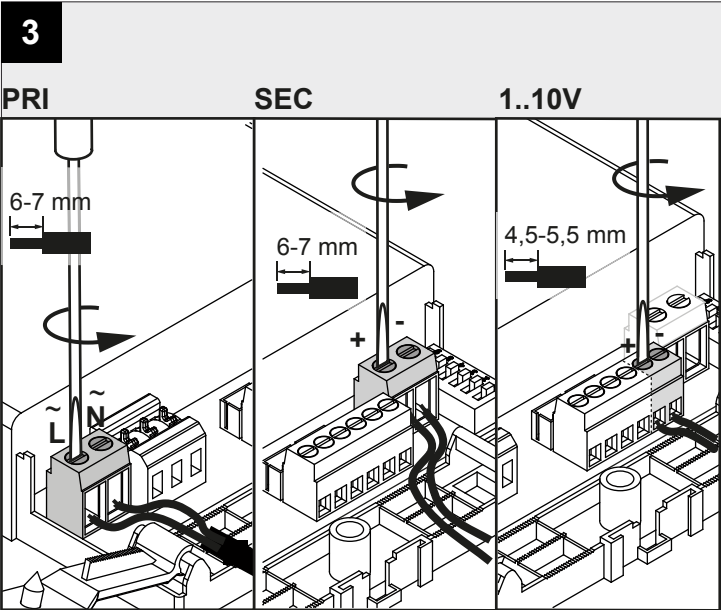
IP20

Beschermd tegen vaste voorwerpen die groter zijn dan 12 mm  
Protégé contre les objets solides de plus de 12 mm  
Geschützt gegen Festkörper größer als 12 mm  
Protected against solid objects greater than 12 mm  
Protegido contra objetos sólidos superiores a 12 mm  
Protetto contro oggetti solidi più grandi di 12 mm

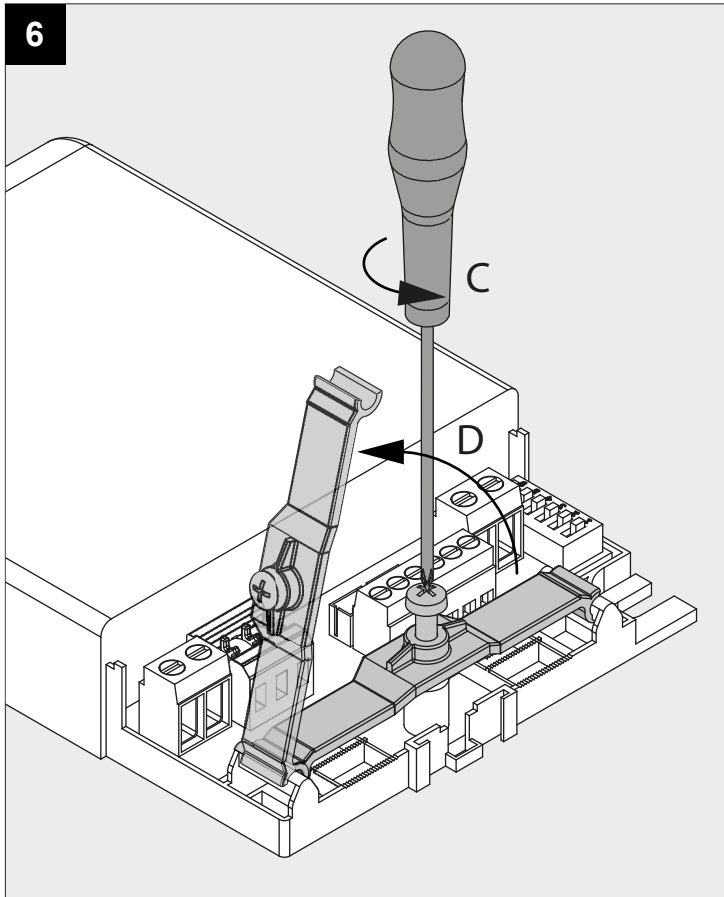


Goederen zijn dubbel geïsoleerd - geen aarding nodig  
Les produits ont une isolation double et ne peuvent pas être mis à la terre  
Güter sind doppelt isoliert und müssen nicht geerdet werden  
Goods have double insulation and must not be grounded  
Los productos tienen u aislamiento doble y no se pueden conectar a tierra  
I prodotti possiedono un doppio isolamento e non devono essere collegati a terra





6



7

