

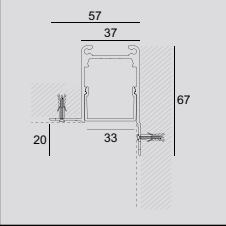
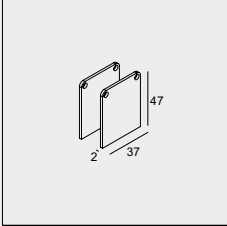
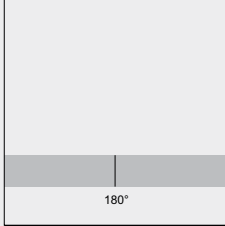
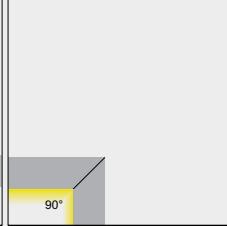
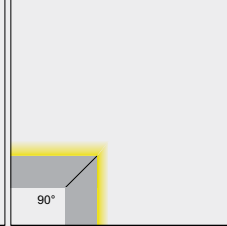
MICROLINE TRW

www.deltalight.com/microlinetrw



1

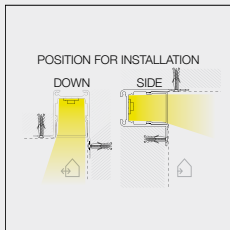
PROFILE CONSTRUCTION

				
MIC TRW - PROFILE	MIC TR/TRW - END CAP SET	MIC TRW - CORNER 180°	MIC TRW - CORNER 90° INT	MIC TRW - CORNER 90° EXT
396 00 00 ◊	394 03 01 ◊	396 06 01	396 06 06	396 06 16
◊ ANO INCL.PC SBL MAX.L / PROFILE: 6m 1,0 / m	◊ ANO SET OF 2 PCS 0,1	0,3	0,3	0,3

PRO

2

PROFILE FIXATION



FIXATION

1 39 x L

3

PROFILE CONNECTION

4

LIGHT MODULES



LEDFLEX IN & OUT

SUITABLE FOR
LEDFLEX IN & OUT
PAG PRO 820