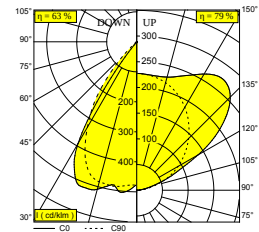
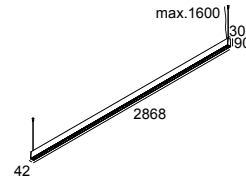




CONFORM P28 DOWN-UP 954067 DIM4 B-MMAT

26513 7424 B-MMAT

AVAILABLE IN
BLACK-BLACK 26513 7424 B-B
BLACK-GOLD MATT 26513 7424 B-MMAT
WHITE-BLACK 26513 7424 W-B



[View on website](#)

| General info | |
|------------------------------------|---|
| LOCATION | indoor |
| INSTALLATION | Ceiling Suspended |
| INGRESS PROTECTION | IP20 |
| WEIGHT (KG) | 7.8 |
| ADJUSTABILITY | non adjustable |
| INFORMATION | 120 x REFLECTOR FL-67° (DOWN) INCL.DIMMABLE LED POWER SUPPLY 1300mA-DC DOWN / 1000mA-DC UP 2 DALI CONTROL CHANNELS INCL.2 x CABLE SUSPENSION SINGLE AUTO. 1,6m INCL.1 x CABLE 5 x 0.75mm ² NATURAL LIGHT TECHNOLOGY |
| Electrical info | |
| ELECTRICAL | 220-240V / 0 50-60Hz |
| CLASS | I |
| POWER SUPPLY | YES |
| DIM TYPE | DALI or DSI or push button |
| ENERGY CLASS | D |
| CERTIFICATES | CB, ENEC, RCM |
| Lightsource info | |
| LIGHTSOURCE NAME | LED |
| LIGHTSOURCE | DOWN: LED cluster 43,9W / CRI>95 (R9: 50) / 4000K / 5388lm UP: LED cluster 33,7W / CRI>95 (R9: 50) / 4000K / 4157lm |
| SDCM | SDCM3 |
| LM80 | L80 > 60000 |
| LED TECHNICS (LIGHT SOURCE) | DOWN: 5388lm // 43,9W // 123lm/W UP: 4157lm // 33,7W // 123lm/W |
| LED TECHNICS (LUMINAIRE) | DOWN: 3384lm // 50W // 67lm/W UP: 3276lm // 39W // 85lm/W |
| Options | |

CABLE BASE R / S
 COVERSET R 62-90-100 / S 62-80-90
 CONNECTION ST / CONNECTION TRIMLESS
 SUSPENSION ST / SUSPENSION TRIMLESS

 DELTALIGHT®

CONFORM P28 DOWN-UP 954067 DIM4 B-MMAT

26513 7424 B-MMAT

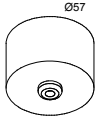
For detailed installation instructions, please consult the manual: [26513_XXX4_HAND.pdf](#)

CONFORM P28 DOWN-UP 954067 DIM4 B-MMAT

26513 7424 B-MMAT

FINISH YOUR SPECIFICATION

Current supply



203 99 55 ANO CABLE BASE R ANO

203 99 55 B CABLE BASE R B

203 99 55 W CABLE BASE R W

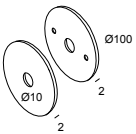


203 99 56 ANO CABLE BASE S ANO

203 99 56 B CABLE BASE S B

203 99 56 W CABLE BASE S W

Coversets



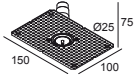
204 00 100 B COVERSET R 100 B

204 00 100 W COVERSET R 100 W

CONFORM P28 DOWN-UP 954067 DIM4 B-MMAT

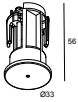
26513 7424 B-MMAT

Suspension parts



328 10 01

SUSPENSION TRIMLESS O.F.A.



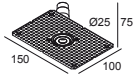
15225 0340 B

SUSPENSION ST B

15225 0340 W

SUSPENSION ST W

Electric connection parts



328 10 03

CONNECTION TRIMLESS O.F.A.



15225 0360 B

CONNECTION ST B

15225 0360 W

CONNECTION ST W

Notes: