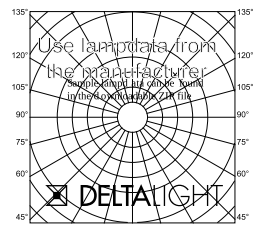
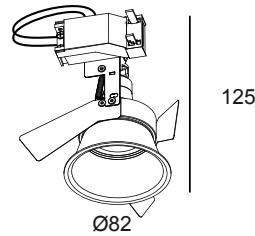




DEEP RINGO Hi IP S2 W
202 014 26 W

AVAILABLE IN
BLACK 202 014 26 B
WHITE 202 014 26 W



 [View on website](#)

General info

LOCATION	indoor
INSTALLATION	Ceiling Recessed
CUTOUT SHAPE/SIZE (MM)	round - 76
RECESSED DEPTH (MM)	125
THICKNESS OF MOUNTING SURFACE (MM)	max.15
INGRESS PROTECTION	IP44/20
WEIGHT (KG)	0.1
ADJUSTABILITY	non adjustable

Electrical info

	1 x QPAR51 max.35W
CLASS	II
DIM TYPE	mains (phase cut-off)

Lightsource info

LIGHTSOURCE NAME	GU10
MIN. DISTANCE TO LIGHTSOURCE (M)	0,5






Remarks

lamp not included

For detailed installation instructions, please consult the manual: [202_014_26_HAND.pdf](#)

DEEP RINGO Hi IP S2 W
 202 014 26 W

CEILING COMPATIBILITY

Ceiling Type	Mounting Kit
 Concrete	-
 Concrete + plaster	-
 Hollow-core slab	-
 Hollow-core slab + plaster	-
 Stretched ceiling	-

Notes: