

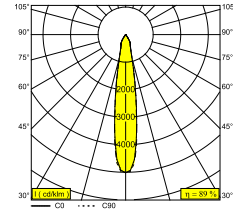
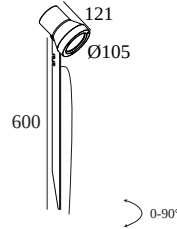
DELTALIGHT



KIX II PIN 24V 93011

13531 9310 N

AVAILABLE IN
ALU GREY 13531 9310 A
ANTHRACITE 13531 9310 N
PINE GREEN 13531 9310 PGR



 [View on website](#)



General info

LOCATION	outdoor
INSTALLATION	Floor Surface mounted
INGRESS PROTECTION	IP65
PROTECTION AGAINST MECHANICAL IMPACT	IK03
WEIGHT (KG)	1.2
ADJUSTABILITY	180° swiveling, 360° rotatable
INFORMATION	REFLECTOR SP-11° INCL.1 x CABLE H05 RN-F 2 x 1mm ² 2m EXCL.LED POWER SUPPLY 24V-DC (non-dimmable or dimmable with PWM output)

Electrical info

ELECTRICAL	24V-DC
CLASS	III
DIM TYPE	non-dimmable
ENERGY CLASS	D
CERTIFICATES	CB, ENEC

Lightsource info

LIGHTSOURCE NAME	LED
LIGHTSOURCE	LED array 5,8W / CRI>90 (R9: 52) / 3000K / 787lm
TM-30 VALUES	rf: 90 / Rg: 99
SDCM	SDCM1
RISKGROUP	RG1
LM80	L90B10 > 50000
BEAMANGLE	11°
LED TECHNICS (LIGHT SOURCE)	787lm // 5,8W // 135lm/W
LED TECHNICS (LUMINAIRE)	698lm // 6,7W // 105lm/W

Requirements

LED POWER SUPPLY 24V-DC

Options

CBOX
 IP68 CONNECTION KIT
 IP68 CONNECTOR 3P

Accessories

KAP KIX
 HONEYCOMB KIX

DELTALIGHT

KIX II PIN 24V 93011

13531 9310 N

For detailed installation instructions, please consult the manual : [13531_XXX0_HAND.pdf](#)

FINISH YOUR SPECIFICATION

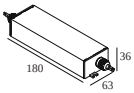
LED power supplies

of Fixtures



of fixtures indicates how many devices can be connected (min -> max) to the power supply. The values before and after the '|' correspond respectively with the minimum and maximum driving current. Values between brackets are applicable to 110V.

Min current | Max current

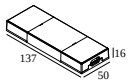


300 89 24 150 LED POWER SUPPLY 24V-DC / 150W

21

Dimtype: non-dimmable

Cutout dimension (mm): 75

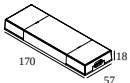


21012 0160 LED POWER SUPPLY 24V-DC / 24W

3

Dimtype: non-dimmable

Cutout dimension (mm): 55

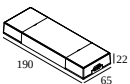


21012 0171 LED POWER SUPPLY 24V-DC / 60W DIM1

8

Dimtype: 1-10V

Cutout dimension (mm): 61

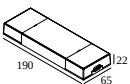


21012 0181 LED POWER SUPPLY 24V-DC / 90W DIM1

12

Dimtype: 1-10V

Cutout dimension (mm): 70



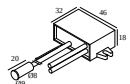
21012 0191 LED POWER SUPPLY 24V-DC / 120W DIM1

17

Dimtype: 1-10V

Cutout dimension (mm): 70

Miscellaneous control equipment



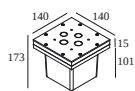
21032 0320 AMBIENT LIGHT SENSOR AND 24V DIMMER (PWM)

DELTALIGHT

KIX II PIN 24V 93011

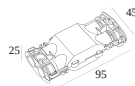
13531 9310 N

Waterproof connection parts



216 12 00 CBOX

Cutout dimension (mm): 142 x 142

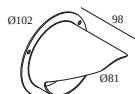


216 12 01 IP68 CONNECTION KIT

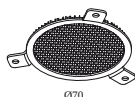


216 12 02 IP68 CONNECTOR 3P

Light altering devices



232 10 00 N KAP KIX N



232 10 03 N HONEYCOMB KIX N

Notes: