



SUPERLOOP HC 120 MDL

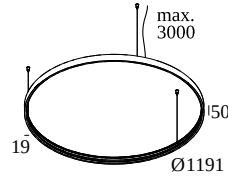
418 481 12 FBR

AVAILABLE IN

BLACK 418 481 12 B

FLEMISH BRONZE 418 481 12 FBR

FLEMISH GOLD 418 481 12 FG



[View on website](#)



General info

LOCATION	indoor
INSTALLATION	Ceiling Suspended
INGRESS PROTECTION	IP20
WEIGHT (KG)	3.4
ADJUSTABILITY	non adjustable
INFORMATION	INCL.3 x CABLE SUSPENSION SINGLE AUTO. 3.0m INCL.1 x CABLE 2 x 0.75mm ²

Electrical info

CLASS	III
--------------	-----

Requirements

LED POWER SUPPLY 48V-DC
SUPERLOOP POWERBOX 48V-DC

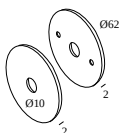
Options

CABLE BASE R / S
COVERSET R 62-90-100 / S 62-80-90
CONNECTION ST / CONNECTION TRIMLESS
SUSPENSION ST / SUSPENSION TRIMLESS
DIMMABLE MODULATOR

For detailed installation instructions, please consult the manual : [418_481_12_HAND.pdf](#)

COMPATIBLE PARTS

Coversets

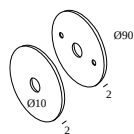


204 00 62 COVERSET R 62

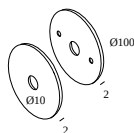
DELTALIGHT

SUPERLOOP HC 120 MDL

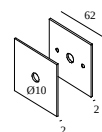
418 481 12 FBR



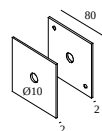
204 00 90 COVERSET R 90



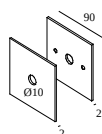
204 00 100 COVERSET R 100



204 62 62 COVERSET S 62



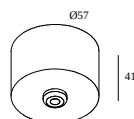
204 80 80 COVERSET S 80



204 90 90 COVERSET S 90



Current supply



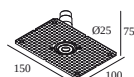
203 99 55 CABLE BASE R



203 99 56 CABLE BASE S



Electric connection parts



328 10 03 CONNECTION TRIMLESS O.F.A.



15225 0360 CONNECTION ST

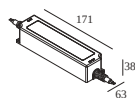


DELTALIGHT

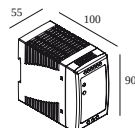
SUPERLOOP HC 120 MDL

418 481 12 FBR

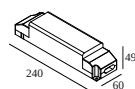
LED power supplies



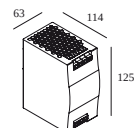
300 89 48 90 LED POWER SUPPLY 48V-DC / 90W



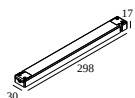
300 89 48 100 LED POWER SUPPLY 48V-DC / 100W DIN



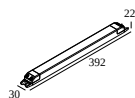
300 89 48 150 LED POWER SUPPLY 48V-DC / 150W



300 89 48 240 LED POWER SUPPLY 48V-DC / 240W DIN

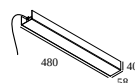


21012 0230 LED POWER SUPPLY 48V-DC / 100W

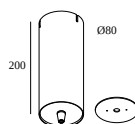


21012 0240 LED POWER SUPPLY 48V-DC / 200W

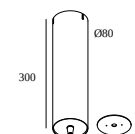
Power box



300 48 060 SUPERLOOP POWERBOX F - 48V / 60W



418 48 050 SUPERLOOP POWERBOX L - 48V-DC / 50W



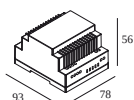
418 48 100 SUPERLOOP POWERBOX H - 48V-DC / 100W

DELTALIGHT

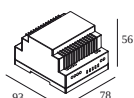
SUPERLOOP HC 120 MDL

418 481 12 FBR

SMART 48

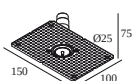


300 90 011 SMART 48 MODULATOR DIM9

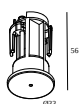


300 90 012 SMART 48 MODULATOR WD

Suspension parts



328 10 01 SUSPENSION TRIMLESS O.F.A.

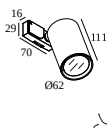


15225 0340 SUSPENSION ST

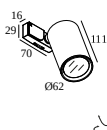


COMPATIBLE LUMINAIRES

SUPERLOOP HC MDL

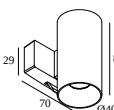


418 365 811 92 MDL SUPERLOOP-SPY FOCUS 927 MDL

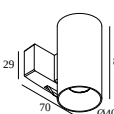


418 365 811 93 MDL SUPERLOOP-SPY FOCUS 930 MDL

SUPERLOOP-FIX 40 DOWN-UP MDL



418 162 822 MDL SUPERLOOP-FIX 40 DOWN-UP 82720 MDL



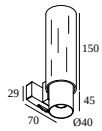
418 162 832 MDL SUPERLOOP-FIX 40 DOWN-UP 83020 MDL

DELTALIGHT

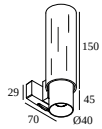
SUPERLOOP HC 120 MDL

418 481 12 FBR

SUPERLOOP-FIX 40 MDL

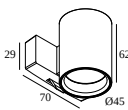


418 163 822 MDL SUPERLOOP-FIX 40 DOWN-UP GT 82720 MDL

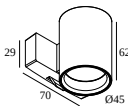


418 163 832 MDL SUPERLOOP-FIX 40 DOWN-UP GT 83020 MDL

SUPERLOOP-FIX 45 MDL

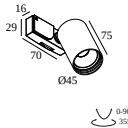


418 263 923 MDL SUPERLOOP-FIX 45 92740 MDL

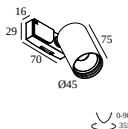


418 263 933 MDL SUPERLOOP-FIX 45 93040 MDL

SUPERLOOP-MIDISPY MDL

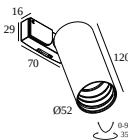


418 262 822 MDL SUPERLOOP-MIDISPY 82720 MDL

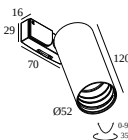


418 262 832 MDL SUPERLOOP-MIDISPY 83020 MDL

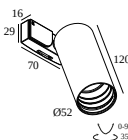
SUPERLOOP-SPY 52 MDL



20583 9020 SUPERLOOP-SPY 52 SOFT 93020 MDL



20583 9030 SUPERLOOP-SPY 52 SOFT 93045 MDL



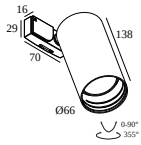
20583 9040 SUPERLOOP-SPY 52 SOFT 93030 MDL

DELTALIGHT

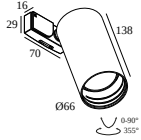
SUPERLOOP HC 120 MDL

418 481 12 FBR

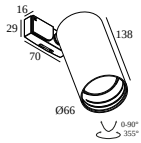
SUPERLOOP-SPY 66 MDL



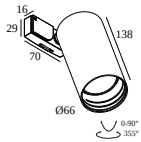
20569 9210 SUPERLOOP-SPY 66 92718 MDL



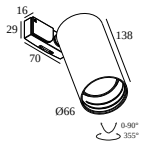
20569 9220 SUPERLOOP-SPY 66 92730 MDL



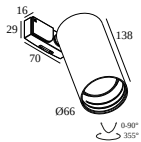
20569 9230 SUPERLOOP-SPY 66 92745 MDL



20569 9310 SUPERLOOP-SPY 66 93018 MDL

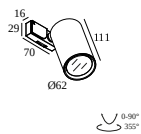


20569 9320 SUPERLOOP-SPY 66 93030 MDL

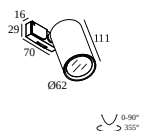


20569 9330 SUPERLOOP-SPY 66 93045 MDL

SUPERLOOP-SPY FOCUS MDL

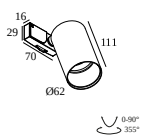


20547 9200 SUPERLOOP-SPY FOCUS LP 927 MDL



20547 9300 SUPERLOOP-SPY FOCUS LP 930 MDL

SUPERLOOP-SPY MDL

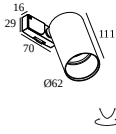


418 361 811 921 MDL SUPERLOOP-SPY 92718 MDL

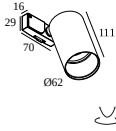
DELTALIGHT

SUPERLOOP HC 120 MDL

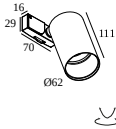
418 481 12 FBR



418 361 811 922 MDL SUPERLOOP-SPY 92733 MDL

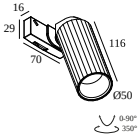


418 361 811 931 MDL SUPERLOOP-SPY 93018 MDL

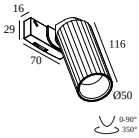


418 361 811 932 MDL SUPERLOOP-SPY 93033 MDL

SUPERLOOP-VIZIR/HEDRA MDL

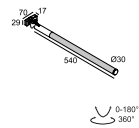


418 368 821 MDL SUPERLOOP-HEDRA 82715 MDL



418 368 831 MDL SUPERLOOP-HEDRA 83015 MDL

SUPERLOOP-XY180 MDL



418 561 93 MDL SUPERLOOP-XY180 930 MDL

Notes: