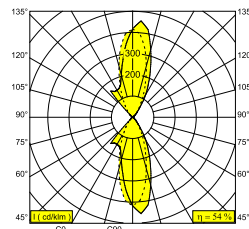
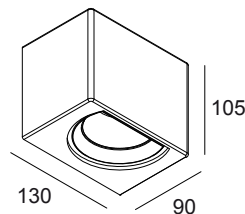




TIGA IN LED 92724 DIM8 B-MMAT

223 753 811 922 ED8 B-MMAT

AVAILABLE IN
BLACK-GOLD MATT 223 753 811 922 ED8 B-MMAT
WHITE-WHITE 223 753 811 922 ED8 W-W



 [View on website](#)

General info

LOCATION	indoor
INSTALLATION	Wall Surface mounted
INGRESS PROTECTION	IP20
WEIGHT (KG)	1.3
ADJUSTABILITY	non adjustable
INFORMATION	INCL.DIMMABLE LED POWER SUPPLY 350mA-DC

Electrical info

ELECTRICAL	220-240V / 50-60Hz
CLASS	I
POWER SUPPLY	YES
DIM TYPE	mains (phase cut-off)
ENERGY CLASS	D
CERTIFICATES	ENEC, RCM

Lightsource info

LIGHTSOURCE NAME	LED
LIGHTSOURCE	LED array 5,8W / CRI>90 (R9: 60) / 2700K / 753lm
TM-30 VALUES	rf: 89 / Rg: 100
SDCM	SDCM1
RISKGROUP	RG1
LM80	L90B10 > 50000
LED TECHNICS (LIGHT SOURCE)	753lm // 5,8W // 129lm/W
LED TECHNICS (LUMINAIRE)	405lm // 7W // 61lm/W

Accessories

TIGA V-PLATE

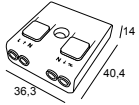
For detailed installation instructions, please consult the manual: [223 753 811 XXX ED8 HAND.pdf](#)

TIGA IN LED 92724 DIM8 B-MMAT

223 753 811 922 ED8 B-MMAT

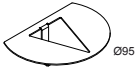
FINISH YOUR SPECIFICATION

Miscellaneous control equipment



300 90 004 ED8 WIRELESS CONTROL DIM8

Light altering devices



223 753 01 B TIGA V-PLATE B

223 753 01 W TIGA V-PLATE W

Notes: