



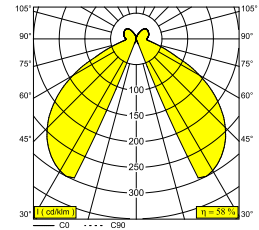
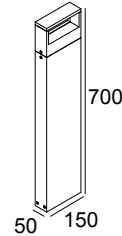
## WALKER II 70 930 N

22626 9300 N

AVAILABLE IN

**ALU GREY** 22626 9300 A

**ANTHRACITE (DARK GREY)** 22626 9300 N



 [View on website](#)

### General info

<b>LOCATION</b>	outdoor
<b>INSTALLATION</b>	Floor Surface mounted
<b>INGRESS PROTECTION</b>	IP54
<b>WEIGHT (KG)</b>	2.9
<b>ADJUSTABILITY</b>	non adjustable
<b>INFORMATION</b>	INCL.LED POWER SUPPLY 350mA-DC

### Electrical info

<b>ELECTRICAL</b>	100-240V / 50-60Hz
<b>CLASS</b>	II
<b>POWER SUPPLY INCLUDED</b>	YES
<b>DIM TYPE</b>	non-dimmable
<b>ENERGY CLASS</b>	D

### Lightsource info

<b>LIGHTSOURCE NAME</b>	LED
<b>LIGHTSOURCE</b>	LED cluster 5,7W / CRI>90 (R9: 68) / 3000K / 791lm
<b>TM-30 VALUES</b>	Rf: 89 / Rg: 97
<b>SDCM</b>	SDCM3
<b>LM80</b>	L70 > 60000
<b>LED TECHNICS (LIGHT SOURCE)</b>	791lm // 5,7W // 137lm/W
<b>LED TECHNICS (LUMINAIRE)</b>	457lm // 7W // 70lm/W

### Options

- PLATE 7
- PIN 12
- CBOX
- IP68 CONNECTION KIT
- IP68 CONNECTOR 3P

For detailed installation instructions, please consult the manual: [22626\\_XXX0\\_HAND.pdf](#)


# WALKER II 70 930 N

22626 9300 N

## FINISH YOUR SPECIFICATION

### Waterproof connection parts

---



### Pins and plates for bollards

---



Notes: